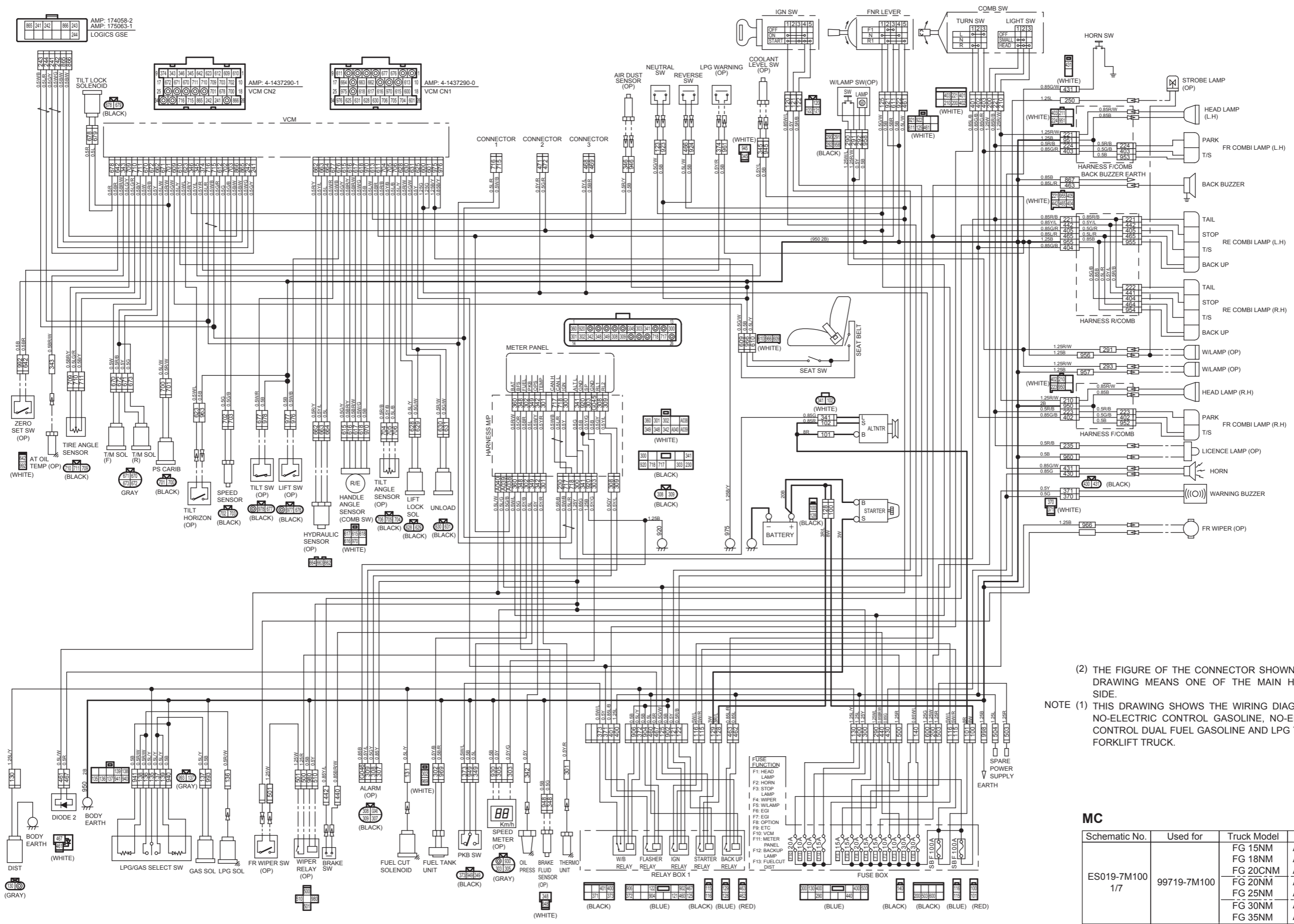
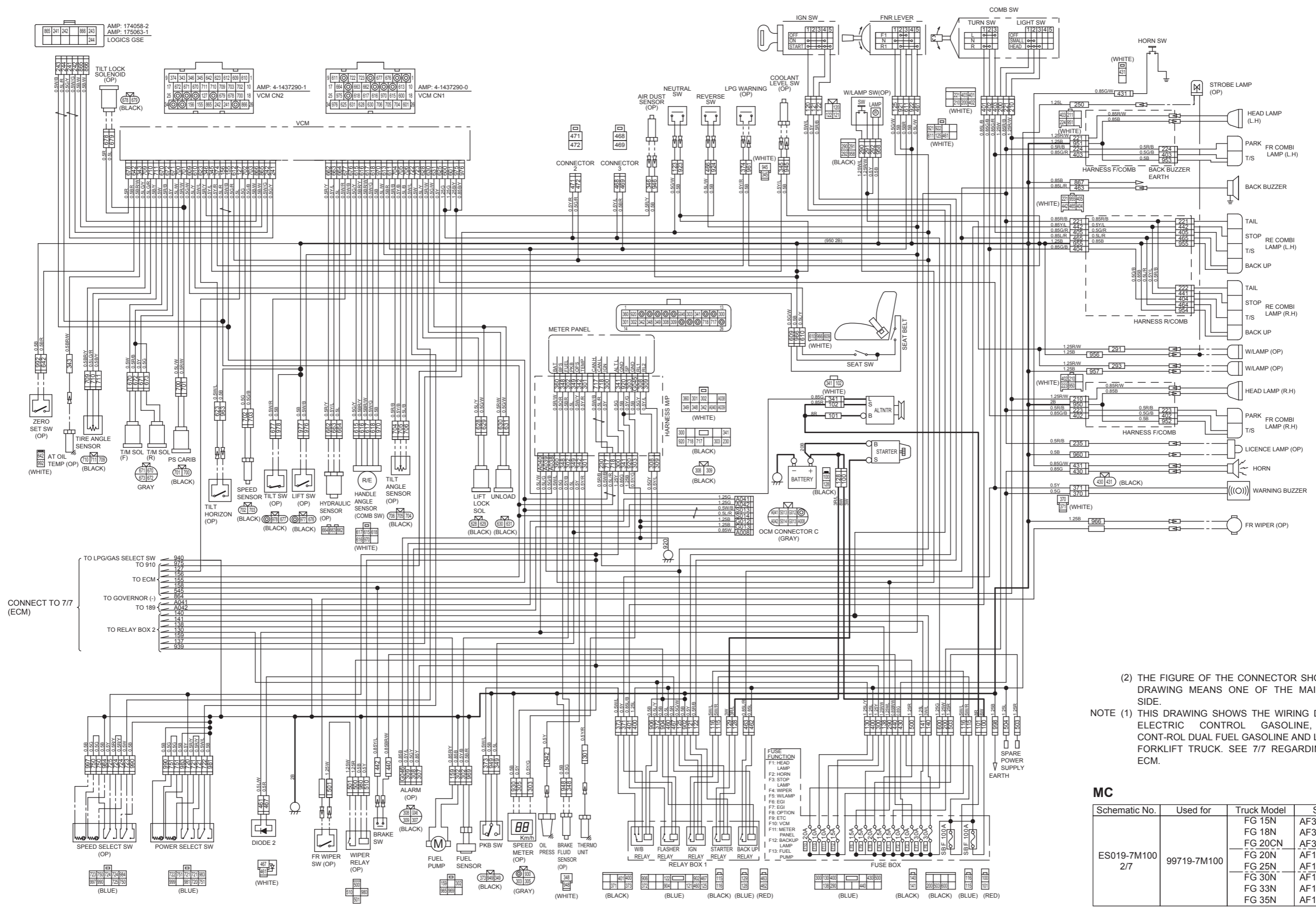


Electrical Schematic (1/7)



(2) THE FIGURE OF THE CONNECTOR SHOWN IN THIS DRAWING MEANS ONE OF THE MAIN HARNESS SIDE.
NOTE (1) THIS DRAWING SHOWS THE WIRING DIAGRAM OF NO-ELECTRIC CONTROL GASOLINE, NO-ELECTRIC CONTROL DUAL FUEL GASOLINE AND LPG TYPE OF FORKLIFT TRUCK.

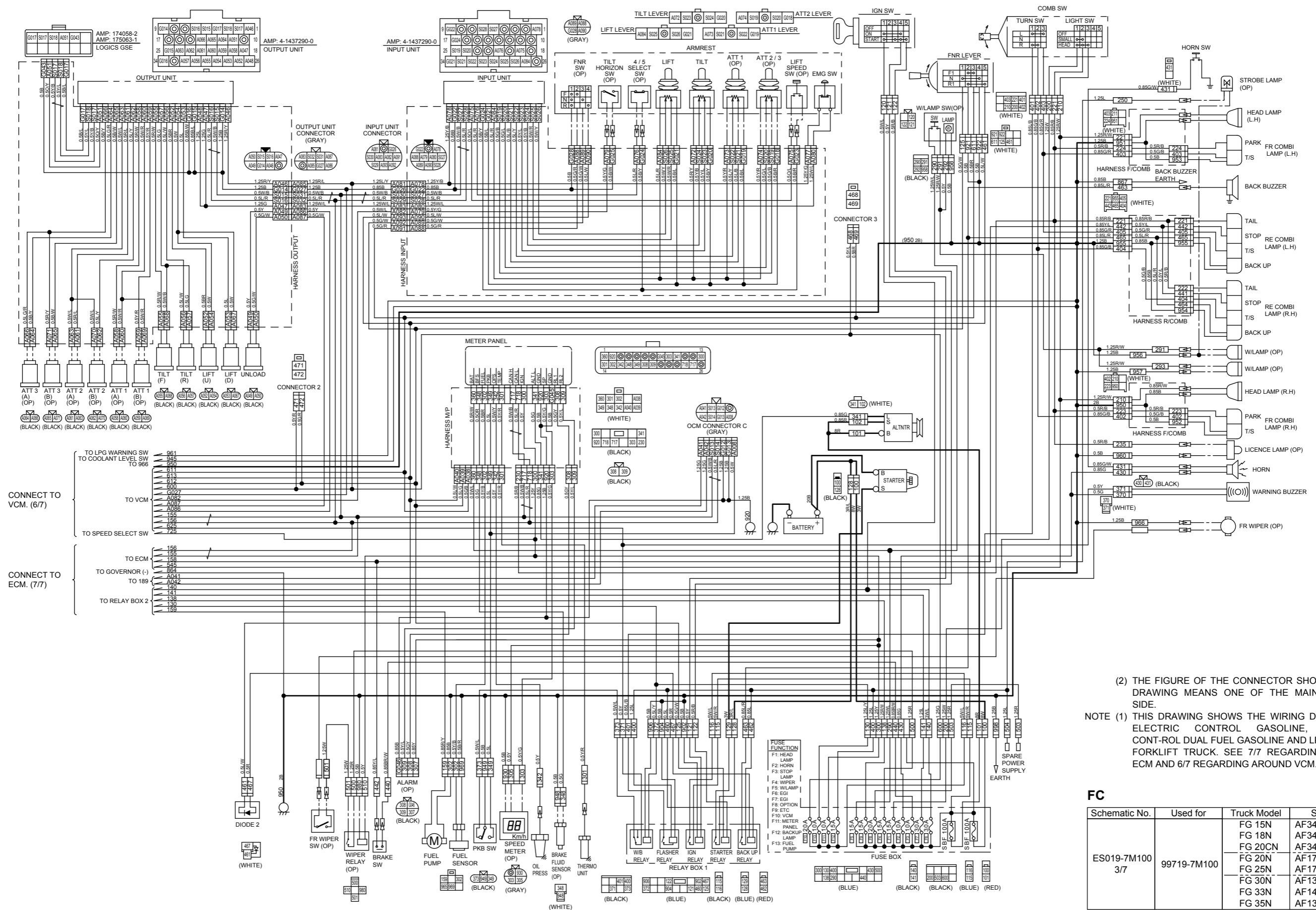
Electrical Schematic (2/7)



(2) THE FIGURE OF THE CONNECTOR SHOWN IN THIS DRAWING MEANS ONE OF THE MAIN HARNESS SIDE.

NOTE (1) THIS DRAWING SHOWS THE WIRING DIAGRAM OF ELECTRIC CONTROL GASOLINE, ELECTRIC CONT-ROL DUAL FUEL GASOLINE AND LPG TYPE OF FORKLIFT TRUCK. SEE 7/7 REGARDING AROUND ECM.

MC					
Schematic No.	Used for	Truck Model	Serial No.		
ES019-7M100 2/7	99719-7M100	FG 15N	AF34-30121 up		
		FG 18N	AF34-30121 up		
		FG 20CN	AF34-80121 up		
		FG 20N	AF17D-30121 up		
		FG 25N	AF17D-30121 up		
		FG 30N	AF13F-30121 up		
		FG 33N	AF14E-30121 up		
		FG 35N	AF13F-80121 up		

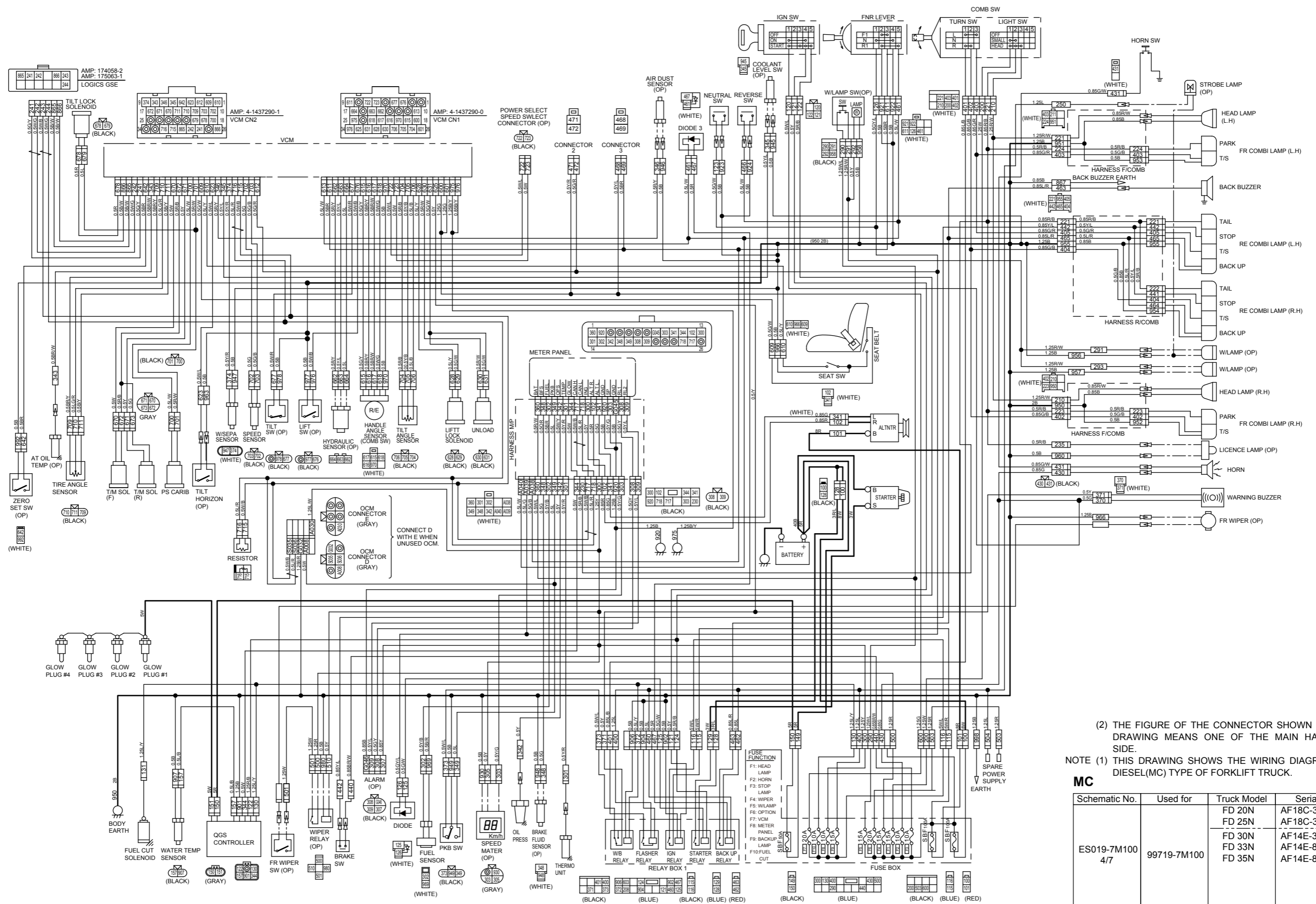


(2) THE FIGURE OF THE CONNECTOR SHOWN IN THIS DRAWING MEANS ONE OF THE MAIN HARNESS SIDE.

NOTE (1) THIS DRAWING SHOWS THE WIRING DIAGRAM OF ELECTRIC CONTROL GASOLINE, ELECTRIC CONT-ROL DUAL FUEL GASOLINE AND LPG TYPE OF FORKLIFT TRUCK. SEE 7/7 REGARDING AROUND ECM AND 6/7 REGARDING AROUND VCM.

FC

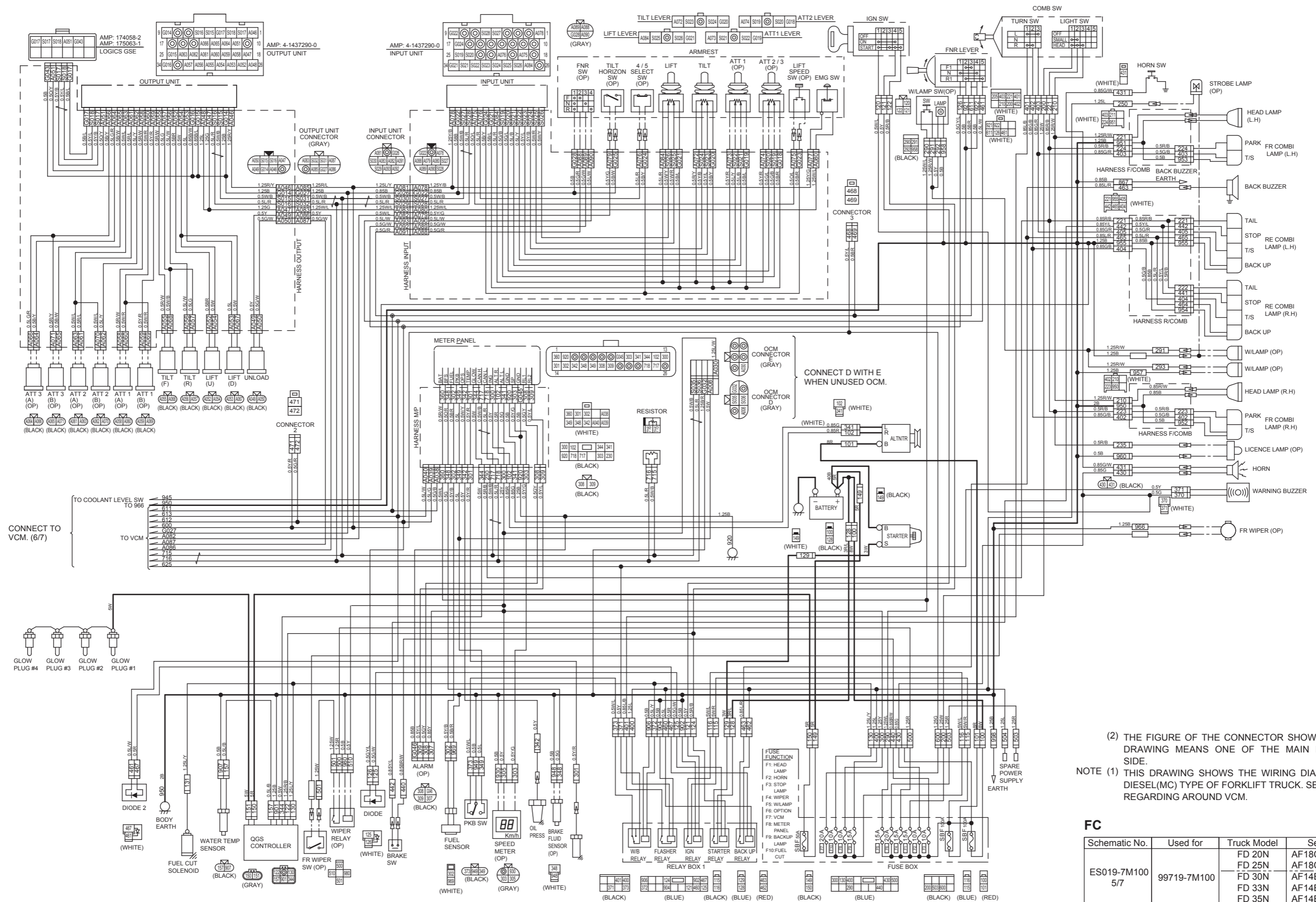
Schematic No.	Used for	Truck Model	Serial No.
ES019-7M100 3/7	99719-7M100	FG 15N	AF34-30121 up
		FG 18N	AF34-30121 up
		FG 20CN	AF34-80121 up
		FG 20N	AF17D-30121 up
		FG 25N	AF17D-30121 up
		FG 30N	AF13F-30121 up
		FG 33N	AF14E-30121 up
		FG 35N	AF13F-80121 up



(2) THE FIGURE OF THE CONNECTOR SHOWN IN THIS DRAWING MEANS ONE OF THE MAIN HARNESS SIDE.
 NOTE (1) THIS DRAWING SHOWS THE WIRING DIAGRAM OF DIESEL(MC) TYPE OF FORKLIFT TRUCK.

MC

Schematic No.	Used for	Truck Model	Serial No.
ES019-7M100 4/7	99719-7M100	FD 20N	AF18C-30121 up
		FD 25N	AF18C-30121 up
		FD 30N	AF14E-30121 up
		FD 33N	AF14E-80121 up
		FD 35N	AF14E-80121 up

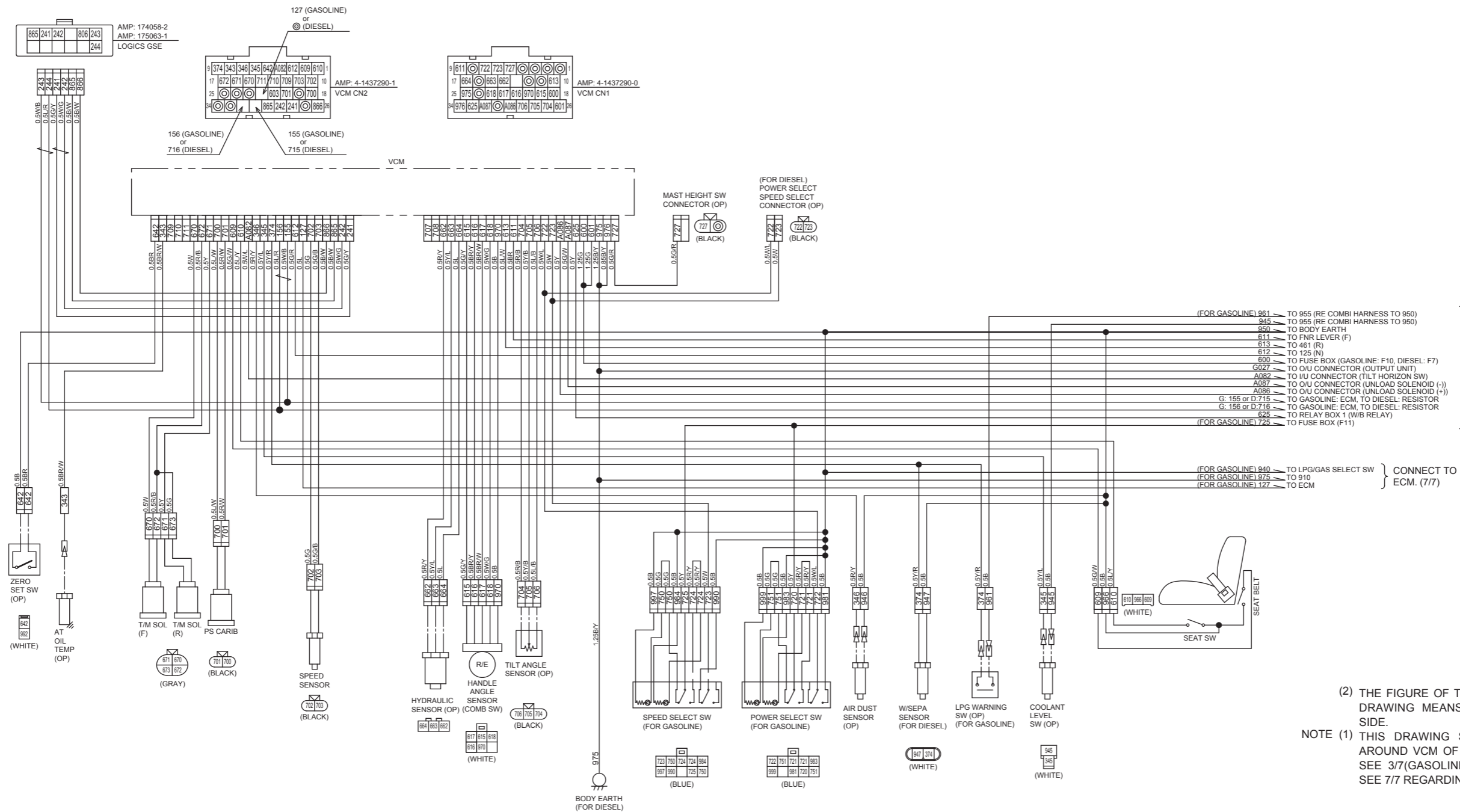


(2) THE FIGURE OF THE CONNECTOR SHOWN IN THIS DRAWING MEANS ONE OF THE MAIN HARNESS SIDE.
 NOTE (1) THIS DRAWING SHOWS THE WIRING DIAGRAM OF DIESEL(MC) TYPE OF FORKLIFT TRUCK. SEE 6/7 REGARDING AROUND VCM.

FC

Schematic No.	Used for	Truck Model	Serial No.
ES019-7M100 5/7	99719-7M100	FD 20N	AF18C-30121 up
		FD 25N	AF18C-30121 up
		FD 30N	AF14E-30121 up
		FD 33N	AF14E-80121 up
		FD 35N	AF14E-80121 up

Electrical Schematic (6/7)



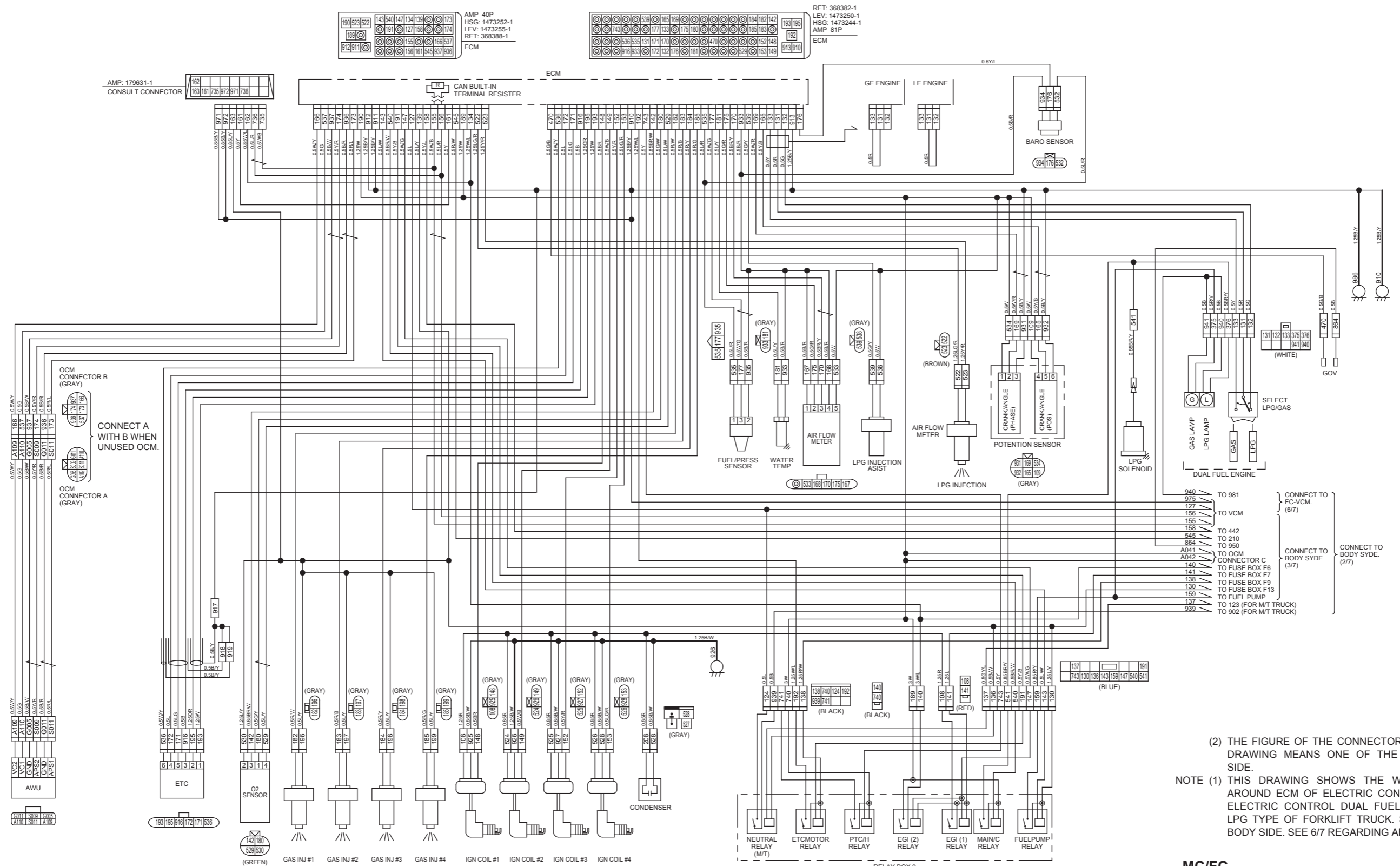
(2) THE FIGURE OF THE CONNECTOR SHOWN IN THIS DRAWING MEANS ONE OF THE MAIN HARNESS SIDE.

NOTE (1) THIS DRAWING SHOWS THE WIRING DIAGRAM AROUND VCM OF (FC) TYPE OF FORKLIFT TRUCK. SEE 3/7(GASOLINE), 5/7(DIESEL) FOR BODY SIDE. SEE 7/7 REGARDING AROUND ECM.

FC

Schematic No.	Used for	Truck Model	Serial No.
ES019-7M100 6/7	99719-7M100	FG 15N	AF34-30121 up
		FG 18N	AF34-30121 up
		FG 20CN	AF34-80121 up
		FG 20N	AF17D-30121 up
		FG 25N	AF17D-30121 up
		FG 30N	AF13F-30121 up
		FG 33N	AF14E-30121 up
		FG 35N	AF13F-80121 up
		FD 20N	AF18C-30121 up
		FD 25N	AF18C-30121 up
		FD 30N	AF14E-30121 up
		FD 33N	AF14E-80121 up
FD 35N	AF14E-80121 up		

Electrical Schematic (7/7)



(2) THE FIGURE OF THE CONNECTOR SHOWN IN THIS DRAWING MEANS ONE OF THE MAIN HARNESS SIDE.

NOTE (1) THIS DRAWING SHOWS THE WIRING DIAGRAM AROUND ECM OF ELECTRIC CONTROL GASOLINE, ELECTRIC CONTROL DUAL FUEL GASOLINE AND LPG TYPE OF FORKLIFT TRUCK. SEE 2/7, 3/7 FOR BODY SIDE. SEE 6/7 REGARDING AROUND VCM.

Schematic No.	Used for	Truck Model	Serial No.
ES019-7M100 7/7	99719-7M100	FG 15N	AT34-30121 up
		FG 18N	AF34-30121 up
		FG 20CN	AF34-80121 up
		FG 20N	AF17D-30121 up
		FG 25N	AF17D-30121 up
		FG 30N	AF13F-30121 up
		FG 33N	AF14E-30121 up
		FG 35N	AF13F-80121 up